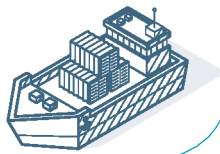


Sound Powered Telephone

Marine Sound Powered Telephone (LC-800/LSA-100)
Battery less Telephone System

Sound Powered Telephone



GENERAL DESCRIPTION

Sound Powered Telephone system is used for communicating with the wheel house, the engine control room, and the steering gear room in case of emergency and for communicating between the areas or rooms when necessary. Especially, being independent from the power supply of the vessel, this system allows for emergency communication at critical spots in the vessel even in case of power failure. It is manufactured to be a waterproof and dustproof appropriate for the vessel, and adopts the input power supply of 24V DC to deliver communications and signals (Bell, Lamp, Etc.). This system includes the following types: Flush, wall, waterproof, portable, and intrinsically safe (Used for normal condition or in the area with the possibility of explosive gas in case of accident) types, all of which can be interfaced to the Horn/Bell/Flashing Light, and the Foot Switch.

This system was tested at the IEC60945 standard and approved for CE by DNV GL . The Type Approval was done from DNV GL, CCS, RMRS.

Product Information

Operations and Specifications

Telephone Sets :
The sound power (Battery less) telephone consists of the direct and mutual selection types, and is divided into the following categories according to the purpose.

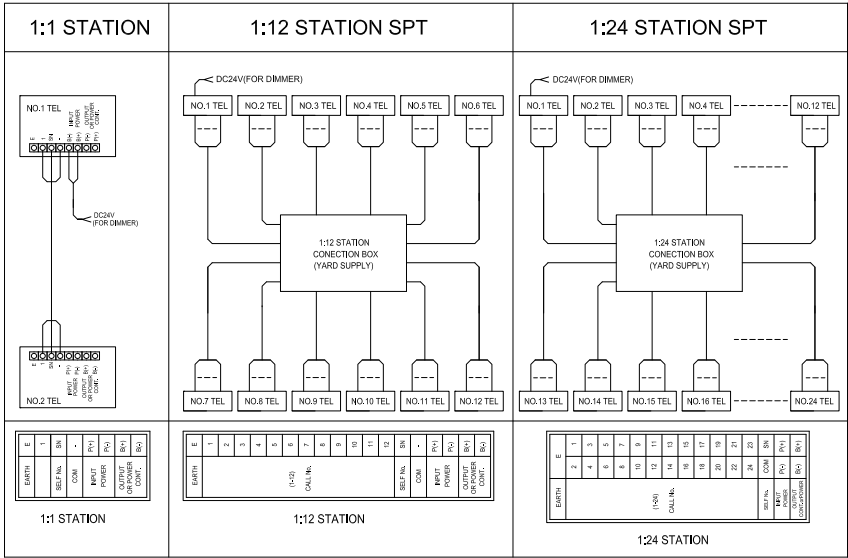


LSA-100 Telephone ▲




Electric Specifications	1. Compass Safety Distance : Min. 1-meter 2. Voice Transmitting Sensitivity : 0.2V ± 0.1Vrms 3. Frequency Characteristics : Less than 6dB (300 Hz ~ 3 kHz) 4. Generator Output Voltage : 75V ± 10% 5. DC power can be connected to this telephone for dimmer source only	Cautions	1. This telephone uses the power charged in capacitor for about 30 minutes. 2. Terminal Board "SN" : Connect to self-number. 3. Terminal Board "COM" : Common line of all telephones 4. Terminal Board "+, -" : If the relay box is not used, the bell, R/L and horn connected to the external power (AC/DC).
Mutual Selection Type (Max. 24 Station) - (LC-800 / LAS-100)	1. Calling a) Lift the handset and select the desired switch b) Quickly rotate the handle of the magnetic generator for 10 times or more, and then the calling signal is transmitted to the receiver c) The phones are now connected 2. Answering a) The bell rings and the lamp blinks b) Lift the handset c) The phones are now connected	Direct Type (1:1 Station) - (LC-700 Series Only)	1. Calling a) Lift the handset and quickly rotate the handle of the magnetic generator for 10 times or more b) Then, the calling signal is transmitted to the receiver c) The phones are now connected 2. Answering a) The bell rings and the lamp blinks b) Lift the handset c) The phones are now connected

Wiring Diagram of Sound Powered Telephone System






Accessory-Sound Powered Telephone





Marine Sound Powered Telephone(LC-800)
Battery less Telephone System



Sound Powered Telephone

ACCESSORY FOR TELEPHONE (OLD VERSION)					
MODEL	LC-711	LC-713C	LC-713G	LC-715C	LC-717
PHOTO					
MOUNTING TYPE	DESK	WALL	WALL	FLUSH	PORTABLE
STATION	1:1 STATION	1:1 STATION	1:1 STATION	1:1 STATION	1:1 STATION
GLAND	X	2	2	X	X
SIGNAL CONTACT	X	O	O	O	X
TERMINAL DEVICE	X	O	O	O	X
HEADSET	X	X	O	X	X
DIMMER	X	X	X	X	X
IP GRADE	IP22	IP44	IP44	IP22	IP56
(WxDxH)mm	217x226x125	152x143x270	152x143x270	152x160x270	156x166x27
WEIGHT	1.9kg	2.9kg	2.9kg	1.7kg	42.5kg
COLOUR	BLACK	GRAY	GRAY	BLACK	GRAY
MATERIAL	ABS	ABS	ABS	ABS	ABS/STEEL
INSTALL AREA	CABIN	MACHINERY	MACHINERY	CONSOLE	-

LC-812A / 822A	LC-814A / 824A	LC-814B / 824B
		
DESK	WALL	WALL
12 / 24 STATION	12 / 24 STATION	12 / 24 STATION
X	X	X
X	O	O
X	O	O
X	X	X
X	X	X
IP22	IP22	IP44
217x226x125	152x143x270	152x143x270
2.1kg	2.9kg	2.9kg
BLACK	GRAY	GRAY
ABS	ABS	ABS
CABIN	GALLEY,WORK SHOP	GALLEY,WORK SHOP

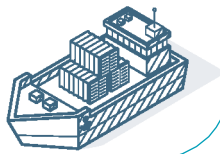
MODEL	LC-814C / 824C	LC-814E / 824E	LC-814G / 824G	LC-814G1 / 824G1
PHOTO				
MOUNTING TYPE	WALL	WALL	WALL	WALL
STATION	12 / 24 STATION	12 / 24 STATION	12 / 24 STATION	12 / 24 STATION
GLAND	2	3	2	3
SIGNAL CONTACT	O	O	O	O
TERMINAL DEVICE	O	O	O	O
HEADSET	X	X	O	O
DIMMER	X	X	X	X
IP GRADE	IP44	IP44	IP44	IP44
(WxDxH)mm	152x143x270	152x143x270	152x143x270	152x143x270
WEIGHT	9kg	3.2kg	3.3kg	3.5kg
COLOUR	GRAY	GRAY	GRAY	GRAY
MATERIAL	ABS	ABS	ABS	ABS
INSTALL AREA	GALLEY,WORK SHOP	MACHINERY	MACHINERY	MACHINERY

LC-816A / 826A	LC-816C / 826C	LC-818 / LC-828
		
FLUSH	FLUSH	PORTABLE
12 / 24 STATION	12 / 24 STATION	12 / 24 STATION
X	X	X
O	O	X
O	O	X
X	X	X
O	X	X
IP22	IP22	IP56
152x160x270	152x160x270	156x166x274
2.2kg	2.1kg	3.9kg
BLACK	BLACK	GRAY
ABS	ABS	ABS/STEEL
CONSOLE	CONSOLE	-

* LC-71x - 1:1 Station / LC-81x : MAX 12 Station / LC-82x - MAX 24 Station / "N" - Noise Cancel Type

Accessory-Sound Powered Telephone

Marine Sound Powered Telephone(LSA-100)
Battery less Telephone System



ACCESSORY FOR TELEPHONE (NEW VERSION)				
MODEL	LSA-111A / 121A	LSA-113A / 123A	LSA-114B / 124B	LSA-114C / 124C
PHOTO				
MOUNTING TYPE	DESK	WALL	WALL	WALL
STATION	12 / 24 STATION	12 / 24 STATION	12 / 24 STATION	12 / 24 STATION
GLAND	X	X	1	2
SIGNAL CONTACT	X	O	O	O
TERMINAL DEVICE	X	O	O	O
HEADSET	X	X	X	X
DIMMER	X	X	X	X
IP GRADE	IP22	IP56	IP56	IP56
(WxDxH)mm	217x226x125	220x97x200	189x100x224	189x100x224
WEIGHT	1.9kg	0.9kg	2.9kg	2.9kg
COLOUR	BLACK	BLACK	BLACK	BLACK
MATERIAL	ABS	ABS	ABS	ABS
INSTALL AREA	CABIN	CABIN	GALLEY,WORK SHOP	MACHINERY

LSA-114HB / 124HB	LSA-114HC / 124HC	LSA-115A / 125A	LSA-115D / 125D
WALL	WALL	FLUSH	FLUSH
12 / 24 STATION	12 / 24 STATION	12 / 24 STATION	12 / 24 STATION
2	3	X	X
O	O	O	O
O	O	O	O
O	X	X	X
X	X	X	O
IP56	IP56	IP56	IP56
189x100x224	189x100x224	189x90x224	189x90x224
2.9kg	2.9kg	2.9kg	2.9kg
BLACK	BLACK	BLACK	BLACK
ABS	ABS	ABS	ABS
MACHINERY	MACHINERY	CONSOLE	CONSOLE

MODEL	LSA-116A / 126A	LSA-116D / 126D	LSA-117A / 127A
PHOTO			
MOUNTING TYPE	FLUSH	FLUSH	PORTABLE
STATION	12 / 24 STATION	12 / 24 STATION	12 / 24 STATION
GLAND	X	X	X
SIGNAL CONTACT	O	O	X
TERMINAL DEVICE	O	O	X
HEADSET	X	X	X
DIMMER	X	O	X
IP GRADE	IP56	IP56	IP56
(WxDxH)mm	189x90x224	189x90x224	194x153x255
WEIGHT	2.9kg	2.9kg	4.1kg
COLOUR	BLACK	BLACK	BLACK
MATERIAL	ABS	ABS	ABS/STEEL
INSTALL AREA	CONSOLE	CONSOLE	-

ACCESSORY FOR CONNECTION BOX			
MODEL	JB-7A/7B	JB-8A1/8B1	JB-9A1/9B1
PHOTO			
MOUNTING TYPE	WALL	WALL/FLUSH	WALL/FLUSH
IP GRADE	IP56	IP22	IP22
GLAND	2	X	X
DIMENSION(WxDxH)mm	153x100x200	102x52x152	78x52x140
MATERIAL	POLYCARBONATE	STEEL	STEEL
COLOUR	GRAY	IVORY	IVORY
WEIGHT	1.9kg	0.6kg	0.6kg
INSTALL AREA	FOR PORTABLE(MAX-12,24STATION)	FOR DESK TEL(MAX-12,24STATION)	FOR DESK TEL(MAX-12,24STATION)

* LSA-11x : MAX 12 Station / LSA-12x : MAX 24 Station / "N" - Noise Cancel Type